

Nurses Total Employment and Wage Changes in 2015-2017

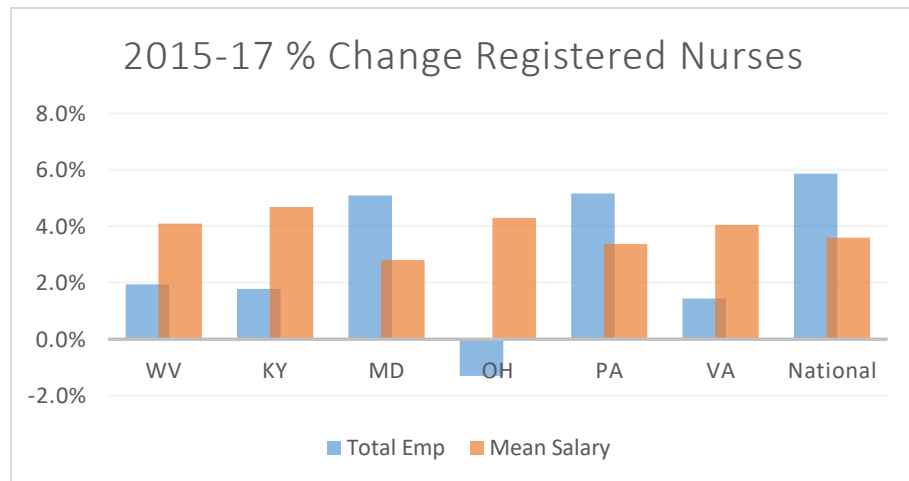
Bureau for Labor Statistics (2017) Occupational Employment and Wages. <https://www.bls.gov/>. Retrieved February 2019.

Each year, the United States Bureau for Labor Statistics releases data regarding specific workforce sectors. The West Virginia Center for Nursing analyzes these data for strategic decision making.

The tables below represent rates of change of total employment, mean hourly wage, and mean annual wages of registered nurses, licensed practical nurses, nurse anesthetists, nurse midwives, and nurse practitioners over two years (2015-2017). The data was collected from the United States Bureau of Labor Statistics.

Registered Nurses

The total employment of Registered Nurses (RN) in West Virginia has increased 1.9% and the mean annual salary increased 4.1% from 2015 to 2017. Maryland and Pennsylvania have had larger employment rates of increase (4.8% and 5.2% respectively)

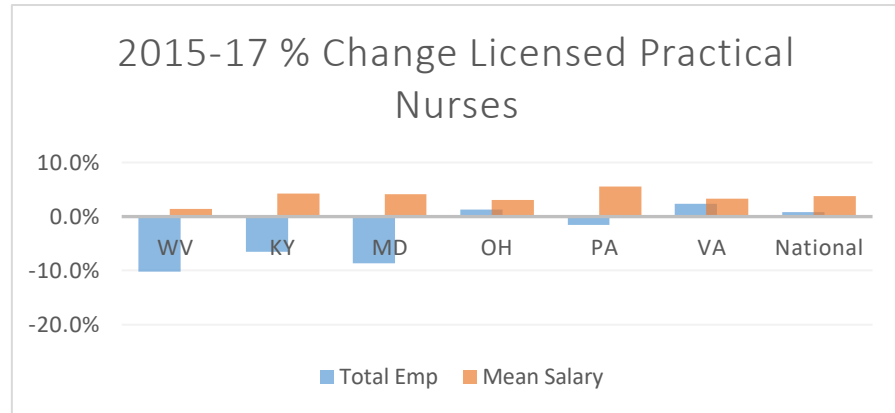


yet have had lower rates of annual salary increase (2.8% and 3.4%) when compared to West Virginia. The national total employment increase rate (5.5%) exceeded West Virginia's rate of total employment increase by 4.0%, however West Virginia exceeded the national rate of mean annual salary by 0.5%.

In summary, West Virginia continues to grow in total employment but achieved a relatively slower rate increase in total employment when compared to the national average and two other border states (MD and PA). However, West Virginia demonstrated a similar rate of mean annual salary increase when compared to the surrounding states. Only Ohio and Kentucky outpaced West Virginia in its mean annual salary increase.

Licensed Practical Nurses

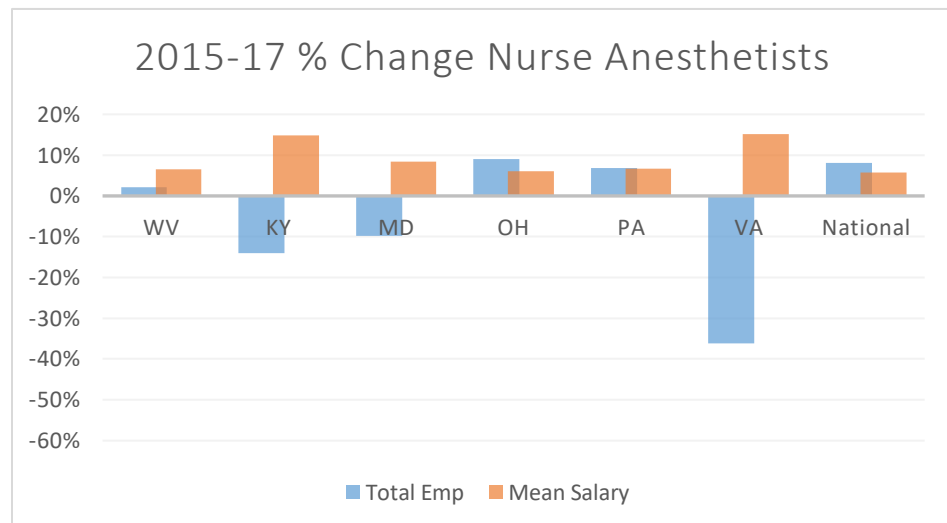
West Virginia has demonstrated an 10.2% decrease in total employment of Licensed Practical Nurses (LPNs) from 2015-2017. This is the largest decrease when compared to all surrounding states and national average. In addition to the employment number



decrease, LPN's mean annual salary has only raised by 1.4%. This is also the lowest rate of increase when compared to all of the surrounding states and national average (3.8%).

Nurse Anesthetists

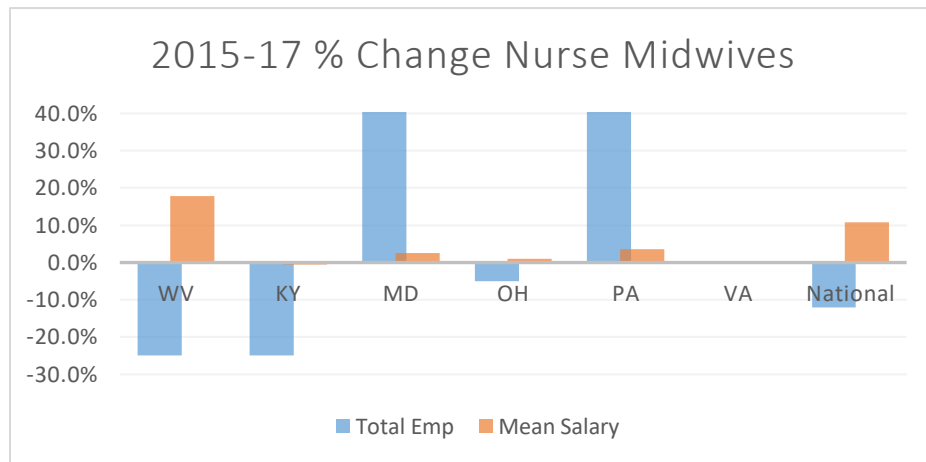
Nurse Anesthetists in West Virginia saw a 2.1% increase in total employment over two years. Three surrounding states (KY, MD, and VA) saw large decreases in total employment of nurse anesthetists. Ohio and



Pennsylvania saw larger increases in total employment (9.0% and 6.8% respectively). The national total employment for nurse anesthetists rose by 8.1%. Nurse anesthetists in WV had a 6.6% increase in annual salary over two years, which is similar to the majority of surrounding states with the exception of KY and VA where larger increases of mean annual salaries (14.9% and 15.2% respectively) occurred. The national average annual salary for nurse anesthetists rose 5.7%.

Nurse Midwives

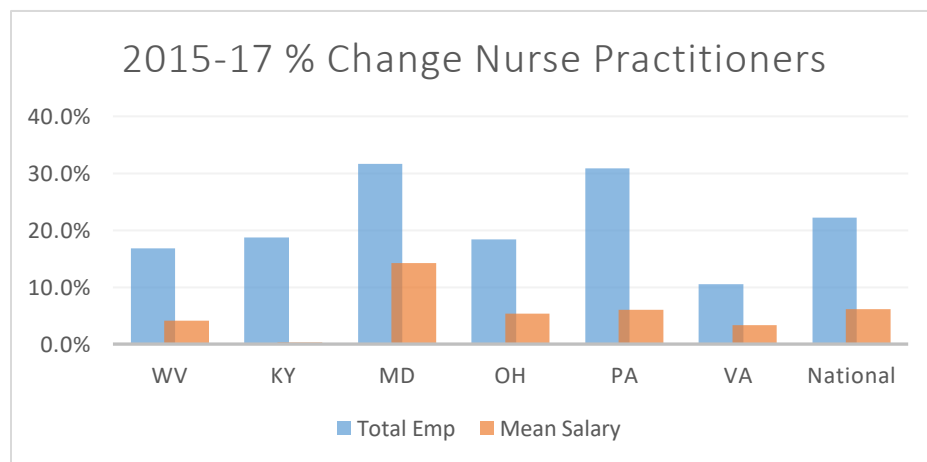
In West Virginia, nurse midwives total employment dropped 25% between 2015 and 2017. Kentucky, Ohio and the nation's total employment of



nurse midwives also dropped. On the other hand, Pennsylvania and Maryland saw a large increase of midwives over this time period, with very small mean annual salary increases. West Virginia demonstrated the largest mean annual salary increase of 17.8% compared to all surrounding states and national averages. In comparison, the national mean annual salary for nurse midwives rose 5.7%.

Nurse Practitioners

Nurse Practitioners (NPs) continue to be the largest group of advanced practice nurses in the country. West Virginia had a 16.9% increase in total employment of NPs. All of West Virginia's



surrounding states and the nation demonstrated increases in total employment. Maryland saw the largest increase at 31.6% and Virginia saw the lowest at 10.6%. The national total employment increased by 22.2%. West Virginia's mean annual salary rose 4.1%. Again, surrounding states and the national average saw an increase in mean annual salary for NPs, ranging from a low in Kentucky of 0.3%, and to a high in Maryland of 14.2%. The national mean annual salary increased by 6.1% for NPs in 2015-2017.